

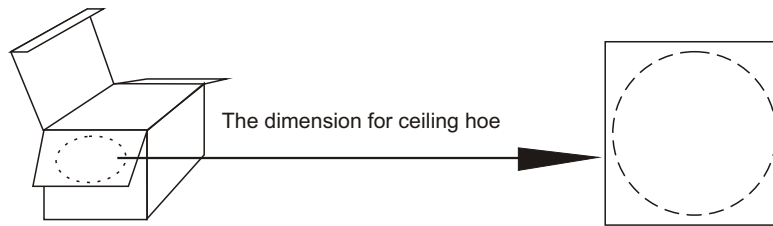


Ceiling speaker

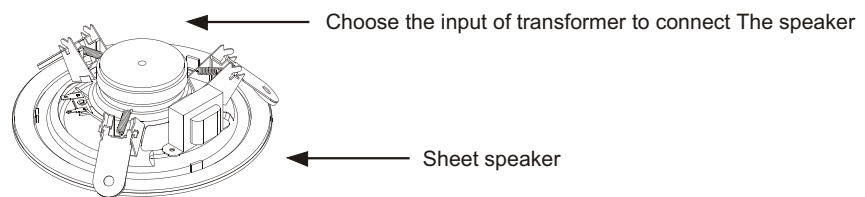
CSL-6106 CSL-6112 CSL-6120

Installation notice:

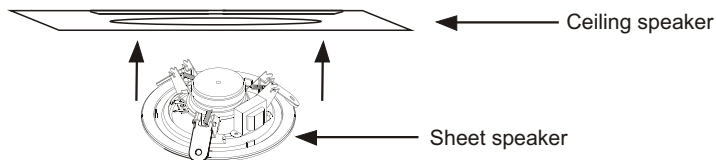
1. Drill a round hole into the ceiling in accordance with the ceiling-drilling picture on the attached cove in the inner box.



2. Choose the required input voltage and output power for connection to facility. For further details, please refer to the instruction on the speaker and the following specifications.



3. After connecting the speaker, pull the fixing frame on speaker vertically, then push it into the round hold on ceiling for fixing.



Specification:

Model	CSL-6106 Ceiling speaker	CSL-6112 Ceiling speaker	CSL-6120 Ceiling speaker
Built-in speaker	a 6.5" full range paper speaker	a 6.5" full range paper speaker	a 6.5" full range paper speaker
Input power	6W	12W	20W
Output impedance	1.5W/3W/6W	3W/6W/12W	5W/10W/20W
Input impedance	6.6KΩ/3.3KΩ/1.66KΩ	3.3KΩ/1.66KΩ/833Ω	2KΩ/1KΩ/500Ω
Input voltage	100V	100V	100V
Output sound pressure level	86dB(1M/W)	88dB(1M/W)	90dB(1M/W)
Dimension	199*63.7	199*63.7	199*63.7
Weight	0.64KG	0.70KG	0.87KG