

INVOLIGHT

LEDMH720W



INVOLIGHT
LEDMH720W

USER MANUAL

TABLE OF CONTENTS

Maintenance-----	1
Statement-----	1
Attention Item -----	2
Product introduction -----	2
29 Control Channel -----	3
14 Control Channel -----	8
That Control Display-----	11

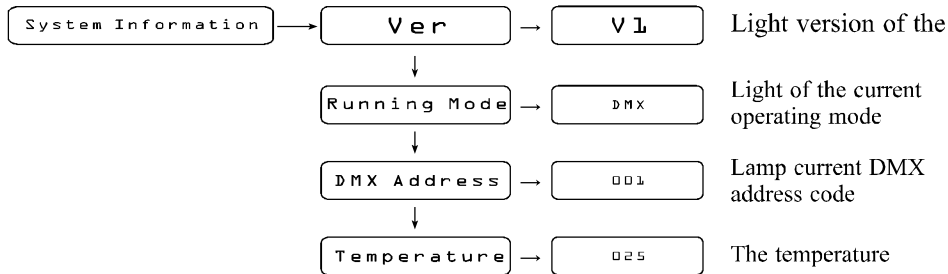
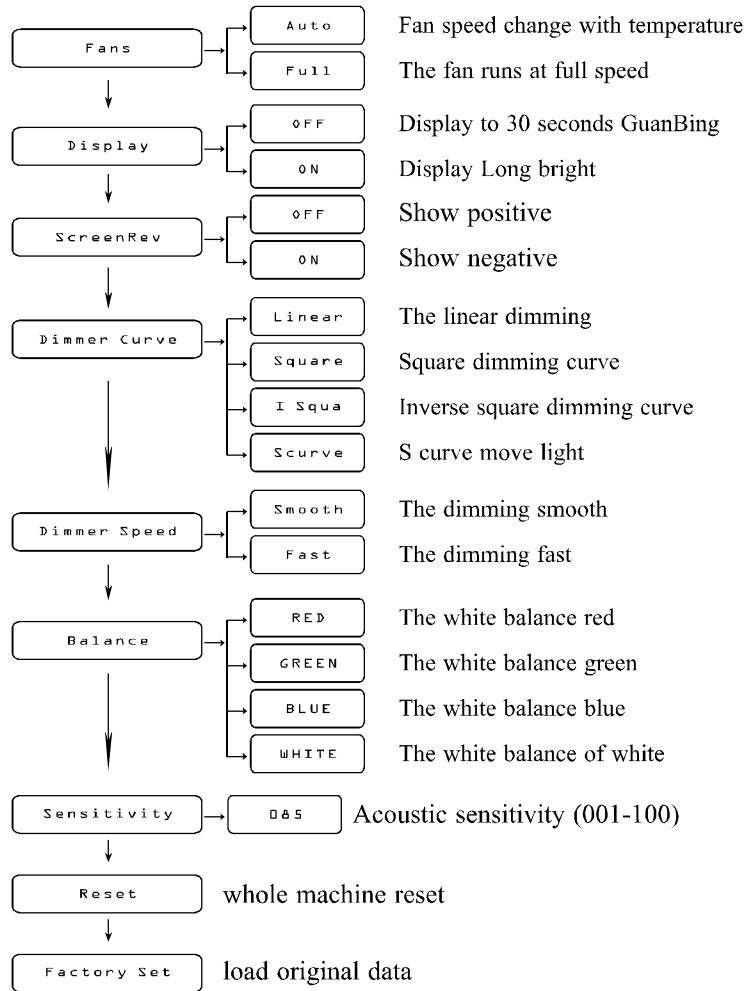
Maintenance

1. Please keep the light in dry and avoiding use in wet place.
2. Using intermittently can prolong the life of the equipment.
3. For better air and lighting effect, clean the fan, fan net and lens periodically.
4. Please do not clean the casing with organic solvent like alcohol, otherwise will cause damage to the casing.

Statement

The product has well capability and intact packing when leave factory. Users should comply with above warning item and manual, any misuse cause of the damages are not included in our guarantee, and we are not responsible for any malfunction & problem because of not paying attention to the manual.

We are sorry that no future notice for any change in this manual.



Attention Item

1. To guarantee the life of product, please don't put the fixture in wet place and als don't use it in the places over 40 degree.
2. Please don't lay the product on the unfixable or shakable place.
3. Ask for the professional to maintain the product in order to avoid the danger of electric shock.
4. Power supply should not be changed over ±10% while the light is using, it will shorten the life of lamp if the power is too high, but it will be influenced the luminosity if the power is too low.
5. After power off, if it is need used again, please cool down over 20 minutes.
6. Please read carefully the manual for ensure the product can be used normally.

Product introduction

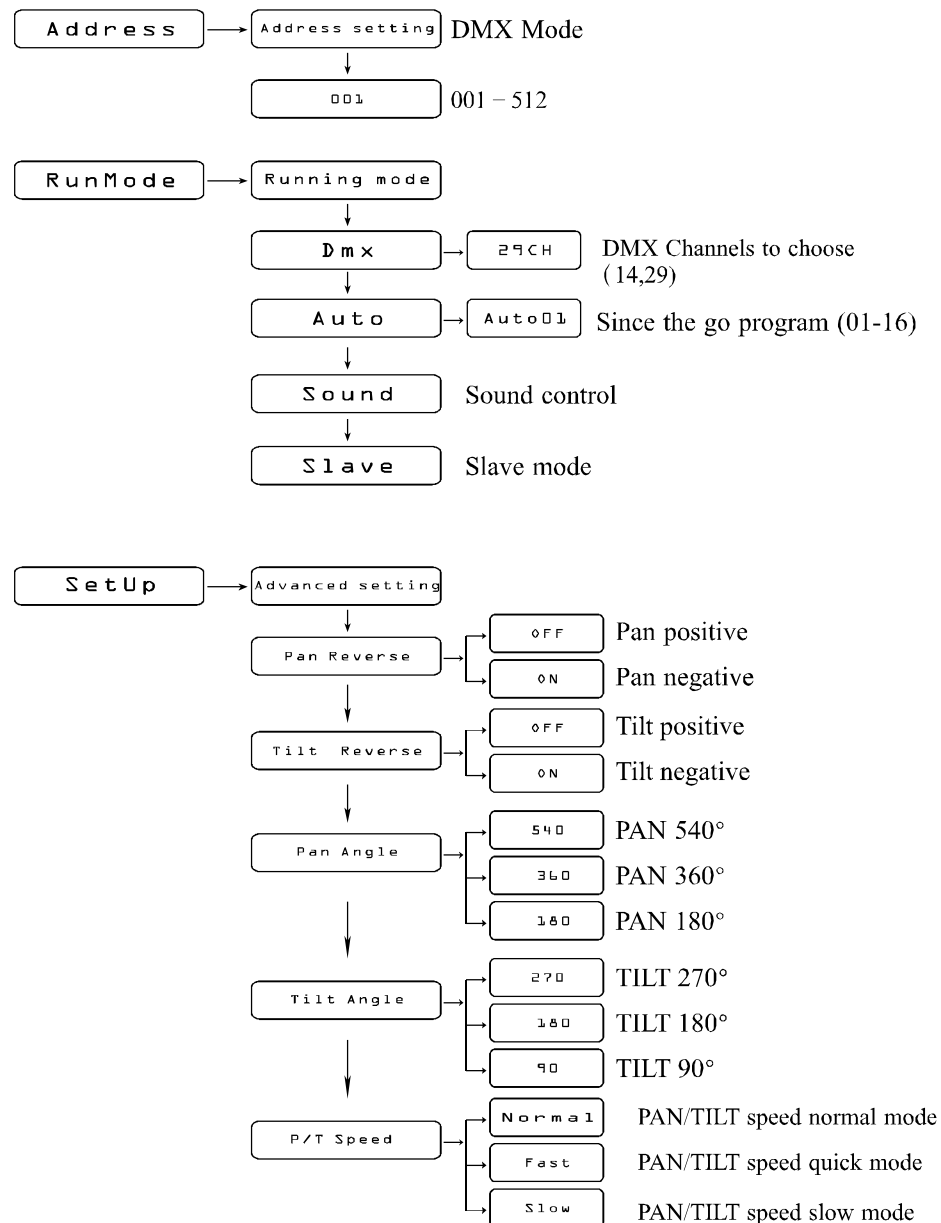
Power supply: AC 100-240V 60Hz/50Hz
 Power consumption: 185W
 Light source: 7pcs 20W RGBW in one LED
 Control: 14/29 channels
 Color system: RGBW color mixing + user-configurable color saturation
 Shuttle: 0-20Hz
 Dimmer: Variable electronic dimmer (0~100%)
 Pan: 540°/360°/180° (select from the menu), 8/16 bit movement resolution, automatic correction
 Tilt: 270°/180°/90° (select from the menu), 8/16 bit movement resolution, automatic correction
 Master/Slave ativated by sound at pre-programmed function.

29 Control Channel

Accept DMX512 control channel, detail as follow:

Channel	DMX-value	Feature
1 PAN	0~255	0~540°
2 PAN 16bit	0~255	PAN 16bit
3 TILT	0~255	0~270°
4 TILT 16bit	0~255	TILT 16bit
5 X/Y Speed	0~255	XY Speed (fast to slow)
6 R1	0~255	From dark to bright
7 G1	0~255	From dark to bright
8 B1	0~255	From dark to bright
9 W1	0~255	From dark to bright
10 R2	0~255	From dark to bright
11 G2	0~255	From dark to bright
12 B2	0~255	From dark to bright
13 W2	0~255	From dark to bright
14 R3	0~255	From dark to bright
15 G3	0~255	From dark to bright
16 B3	0~255	From dark to bright
17 W3	0~255	From dark to bright
18 R4	0~255	From dark to bright
19 G4	0~255	From dark to bright
20 B4	0~255	From dark to bright
21 W4	0~255	From dark to bright
22 Color	0~4	No function
	5~9	Color 1
	10~14	Color 2
	15~19	Color 3
	20~24	Color 4
	25~29	Color 5
	30~34	Color 6
	35~39	Color 7
	40~44	Color 8
	45~49	Color 9
	50~54	Color 10
	55~59	Color 11
60~64	Color 12	

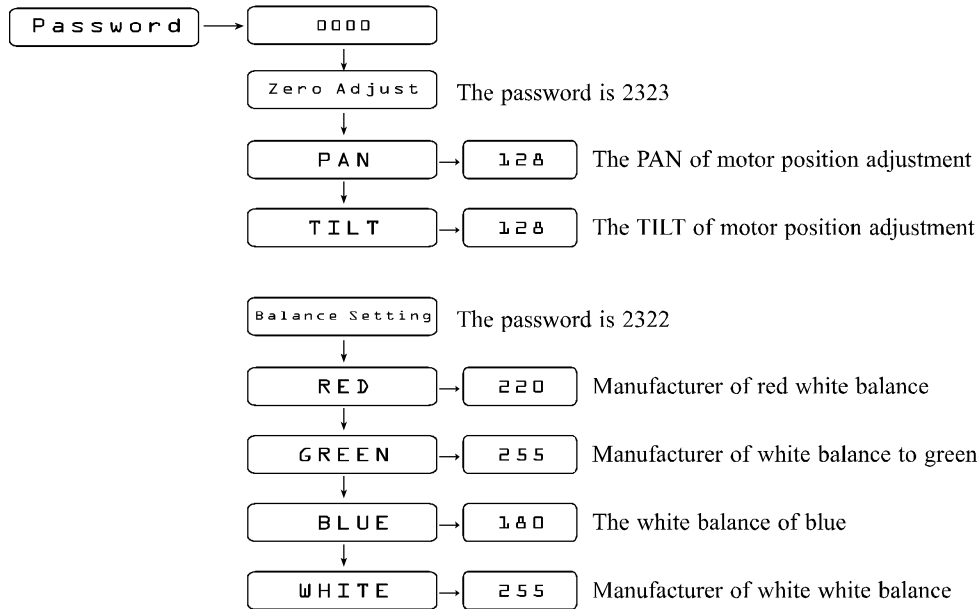
Press the <up> <DOWN> button repeatedly until you reach the desired adjustment, Press the <ENTER> button to confirmed. Confirmed. It will auto exit after 10 seconds.



Control Board

Service Function. Prees <MODE / ESE> at least 10 Second, press <up> <DOWN> buttons, enter the password 2323 and goes into the item.

Password channel



When the screen shows the following said:

- Lamp Hot: LED overheating protection
- Thermistor Open: Temperature sensor
- Thermistor Short: Short circuit temperature sensor

Channel	DMX-value	Feature
22 Color	65~69	Color 13
	70~74	Color 14
	75~79	Color 15
	80~84	Color 16
	85~89	Color 17
	90~94	Color 18
	95~99	Color 19
	100~104	Color 20
	105~109	Color 21
	110~114	Color 22
	115~119	Color 23
	120~124	Color 24
	125~129	Color 25
	130~134	Color 26
	135~139	Color 27
	140~144	Color 28
	145~149	Color 29
	150~154	Color 30
	155~159	Color 31
	160~164	Color 32
	165~169	Color 33
	170~174	Color 34
175~179	No function	
180~201	Color gradient clockwise fast to slow	
202~207	Stop (color stop at this point the color)	
208~229	Color gradient counterclockwise fast to slow	
230~234	No function	
235~249	Color jump fast to slow	
250~255	Voice control activated color	
23 LED the built-in	0~15	No function
	16~31	Built-in 1
	32~47	Built-in 2
	48~63	Built-in 3
	64~79	Built-in 4
	80~95	Built-in 5

Channel	DMX-value	Feature
23 LED the built-in	96~111	Built-in 6
	112~127	Built-in 7 (The total internal)
	128~143	Built-in 8
	144~159	Built-in 9
	160~175	Built-in 10
	176~191	Built-in 11
	192~207	Built-in 12
	208~223	Built-in 13
	224~239	Built-in 14
	240~255	Built-in 15 (The total internal)
	24 Built-in LED speed	0~255
25 Dimmer	0~255	0 – 100%
26 Shutter	0~19	Close
	20~24	Open
	25~64	Stroboscopic 1 from fast to slow
	65~69	Open
	70~84	Stroboscopic 2 (faster on slow off) from fast to slow
	85~89	Open
	90~104	Stroboscopic 3 (slow on fast off) from fast to slow
	105~109	Open
	110~124	Stroboscopic 4 (random stroboscopic) from fast to slow
	125~129	Open
	130~144	Stroboscopic 5 (random faster on slow off) from fast to slow
	145~149	Open
	150~164	Stroboscopic 6 (random slow on fast off) from fast to slow
	165~169	Open
	170~184	Stroboscopic 7 (pulse stroboscopic) from fast to slow
	185~189	Open
	190~204	Stroboscopic 8 (random pulse frequency flash) from fast to slow
	205~209	Open
	210~224	Stroboscopic 9 (strobe light gradually destroy) from fast to slow
	225~229	Open
230~244	Stroboscopic 10 (pulse stroboscopic) from fast to slow	
245~255	Open	

Channel	DMX-value	Feature
13 Channel function	105~109	Cancel the PAN/TILT of reverse
	110~114	PAN/TILT speed is normal
	115~119	PAN/TILT speed quickly
	120~124	PAN/TILT speed slow
	125~129	The fan at full speed
	130~134	Fan speed according to the temperature
	135~139	The dimming fast
	140~144	The dimming smooth
	145~255	No function
	14 Mobile macro	0~7
8~23		Automatic mobile macro 1
24~39		Automatic mobile macro 2
40~55		Automatic mobile macro 3
56~71		Automatic mobile macro 4
72~87		Automatic mobile macro 5
88~103		Automatic mobile macro 6
104~119		Automatic mobile macro 7
120~135		Automatic mobile macro 8
136~151		Voice control mobile macro 1
152~167		Voice control mobile macro 2
168~183		Voice control mobile macro 3
184~199		Voice control mobile macro 4
200~215		Voice control mobile macro 5
216~231		Voice control mobile macro 6
232~247		Voice control mobile macro 7
248~255	Voice control mobile macro 8	

Channel	DMX-value	Feature
11 Shutter	110~124	Stroboscopic 4 (random stroboscopic) from fast to slow
	125~129	Open
	130~144	Stroboscopic 5 (random faster on slow off) from fast to slow
	145~149	Open
	150~164	Stroboscopic 6 (random slow on fast off) from fast to slow
	165~169	Open
	170~184	Stroboscopic 7 (pulse stroboscopic) from fast to slow
	185~189	Open
	190~204	Stroboscopic 8 (random pulse frequency flash) from fast to slow
	205~209	Open
	210~224	Stroboscopic 9 (strobe light gradually destroy) from fast to slow
	225~229	Open
	230~244	Stroboscopic 10 (pulse stroboscopic) from fast to slow
	245~255	Open
12 ZOOM	0~255	From big to small
13 Channel function	0~9	No function
	10~14	PAN / TILT Interrupt
	15~19	Reserved
	20~24	Reserved
	25~29	Reserved
	30~34	Reserved
	35~39	Reserved
	40~44	Reserved
	45~49	Reserved
	50~54	PAN Reset
	55~59	TILT Reset
	60~64	ZOOM Reset
	65~69	Reserved
	70~74	All reset
	75~79	Reserved
	80~84	PAN / TILT Reverse
	85~89	PAN Reverse
	90~94	TILT Reverse
	95~99	Cancel the PAN of reverse
	100~104	Cancel the TILT of reverse

Channel	DMX-value	Feature
27 ZOOM	0~255	From big to small
28 Channel function	0~9	No function
	10~14	PAN / TILT Interrupt
	15~19	Reserved
	20~24	Reserved
	25~29	Reserved
	30~34	Reserved
	35~39	Reserved
	40~44	Reserved
	45~49	Reserved
	50~54	PAN Reset
	55~59	TILT Reset
	60~64	ZOOM Reset
	65~69	Reserved
	70~74	All reset
	75~79	Reserved
	80~84	PAN / TILT Reverse
	85~89	PAN Reverse
	90~94	TILT Reverse
	95~99	Cancel the PAN of reverse
	100~104	Cancel the TILT of reverse
	105~109	Cancel the PAN/TILT of reverse
	110~114	PAN/TILT speed is normal
	115~119	PAN/TILT speed quickly
	120~124	PAN/TILT speed slow
	125~129	The fan at full speed
	130~134	Fan speed according to the temperature
	135~139	The dimming fast
	140~144	The dimming smooth
145~255	No function	
29 Mobile macro	0~7	No function
	8~23	Automatic mobile macro 1
	24~39	Automatic mobile macro 2
	40~55	Automatic mobile macro 3
	56~71	Automatic mobile macro 4

Channel	DMX-value	Feature
29 Mobile macro	72~87	Automatic mobile macro 5
	88~103	Automatic mobile macro 6
	104~119	Automatic mobile macro 7
	120~135	Automatic mobile macro 8
	136~151	Voice control mobile macro 1
	152~167	Voice control mobile macro 2
	168~183	Voice control mobile macro 3
	184~199	Voice control mobile macro 4
	200~215	Voice control mobile macro 5
	216~231	Voice control mobile macro 6
	232~247	Voice control mobile macro 7
248~255	Voice control mobile macro 8	

14 Control Channel

Accept DMX512 control channel, detail as follow:

Channel	DMX-value	Feature
1 PAN	0~255	0~540°
2 TILT	0~255	0~270°
3 X/Y Speed	0~255	XY Speed (fast to slow)
4 R	0~255	From dark to bright
5 G	0~255	From dark to bright
6 B	0~255	From dark to bright
7 W	0~255	From dark to bright
8 LED the built-in	0~15	No function
	16~31	Built-in 1
	32~47	Built-in 2
	48~63	Built-in 3
	64~79	Built-in 4
	80~95	Built-in 5
	96~111	Built-in 6
	112~127	Built-in 7 (The total internal)
	128~143	Built-in 8
	144~159	Built-in 9
	160~175	Built-in 10
	176~191	Built-in 11
	192~207	Built-in 12
	208~223	Built-in 13
	224~239	Built-in 14
240~255	Built-in 15 (The total internal)	
9 Built-in LED speed	0~255	From slow to fast
10 Dimmer	0~255	0 – 100%
11 Shutter	0~19	Close
	20~24	Open
	25~64	Stroboscopic 1 from fast to slow
	65~69	Open
	70~84	Stroboscopic 2 (faster on slow off) from fast to slow
	85~89	Open
	90~104	Stroboscopic 3 (slow on fast off) from fast to slow
105~109	Open	